









## Round Plugs for Ex d/e Applications

# AQUILA ROUND




Technical Details		
<b>Material</b>	<b>Body</b> Brass, Brass Nickel Plated, Stainless Steel 316L <b>O-ring</b> CR (Chloroprene), Silicone	
<b>Ingress Protection Rating</b>	IP 68 - 5 Bar, 30 min IP 66	
<b>Operating Temperature</b>	<b>O-ring Material</b> <b>CR (Chloroprene)</b> -40°C to +100°C <b>Silicone</b> 60°C to +130°C	
<b>Equipment For</b>	• Gas & Dust potentially explosive atmospheres.	
<b>Suitable for use in</b>	Group II Gas Group IIC ZONE1/ZONE2 Group III Dust Group IIIC ZONE21/ZONE 22	
<b>Marking Example *</b>	BMD B-TS.. CE 0722  II 2GD Ex db IIC Gb Ex eb IIC Gb Ta-40°C to +100°C IP66/68 CESI 13 ATEX 066X IECEx CES 13.0022X	
<b>Type Protection</b>	Ex d ; Ex e ; Ex tb	
<b>Thread Type</b>	• Metric (M) ISO Pitch 1,5 • Npt (N) ANSI ASME B1.20.1 • PG (P) DIN 40430 • (G)GAS UNI ISO 228/1	
<b>Accessories</b>	• Gaskets (Washers) • Lock nuts	
<b>Remarks</b>	• The Aquila NPT type plugs can be only used on threaded enclosure. • Lock nuts and gaskets can not be used with NPT type Round Aquila. • O-ring only available in Metric threads. • Accessories must be ordered separately.	
Approvals	Certificate Number	Standards
	CESI 13 ATEX 066X	EN 60079-0:2012+A11:2013 EN 60079-1:2014 EN 60079-7:2015 EN 60079-31:2014
	IECEx CES 13.0022X	IEC 60079-0:2011 Edition:6 IEC 60079-1:2014 Edition:7 IEC 60079-31:2013 Edition:2 IEC 60079-7:2015 Edition:5
	E493186	UL 60079-0, UL 60079-1, UL 60079-7 UL 60079-31 CAN/CSA-C22.2 No. 60079-0:15, CAN/CSA-C22.2 No. 60079-1:16 CAN/CSA C22.2 No. 60079-7:12, CAN/CSA-C22.2 No. 60079-31:15.
	E467237	UL 508A C22.2 No. 14-13
	№ TC RU C-TR.AA87.B.00941	ГОСТ 31610.0-2014 ГОСТ IEC 60079-1:2013 ГОСТ IEC 60079-31:2013
	DNV 12.0150 X	ABNT NBR IEC 60079-0:2008, ABNT NBR IEC 60079-1:2009, ABNT NBR IEC 60079-7:2008, ABNT NBR IEC 60079-31:2011
	E-14044	IEC/EN60079-0, IEC/EN60079-7, IEC/EN60079-31, IEC/EN60079-1 & IEC/EN 62444

\* For details of approvals, see our website.

\* The standard marking consists ATEX & IECEx only. Marking acc. to other standards on request.



Order Coding				
Part Number	Material	Seal	- Gasket (Washer)	Locknut
Mandatory	Mandatory	Mandatory	- Option	Option
See table	B Brass BN Brass Nickel plated X Stainless steel 316L	C Chloroprene S Silicione	WC Chloroprene WS Silicone WF Fiber	L Locknut
Example				
MB-TS3M	B	C	- WC	L



## AQUILA ROUND Round Plugs for Ex d/e Applications

Thread Type <b>METRIC</b> acc. to ISO 965-3					
Outer Thread Size (Male)	Outer Thread Length	Allen Screw Spanner Width	Outer Ø	Height	Part Number
	TL mm	SW mm	D mm	h mm	
M16x1,5	15,5	10	22,0	3,5	MB-TS01M
M20x1,5	15,5	10	26,0	4,5	MB-TS1M
M25x1,5	15,5	10	30,0	4,5	MB-TS2M
M32x1,5	15,5	14	37,0	4,5	MB-TS3M
M40x1,5	17,5	14	46,0	4,5	MB-TS4M
M50x1,5	17,5	14	56,0	4,5	MB-TS5M
M60x1,5	17,5	14	68,0	4,5	MB-TS60M
M63x1,5	17,5	14	70,0	4,5	MB-TS6M
M70x1,5	20,0	14	78,0	4,5	MB-TS70M
M75x1,5	20,0	14	83,0	4,5	MB-TS7M
M80x1,5	20,0	14	88,0	5,0	MB-TS80M
M85x1,5	20,0	14	94,0	5,0	MB-TS85M
M90x1,5	20,0	16	98,0	5,0	MB-TS8M
M100x1,5	20,0	16	108,0	5,0	MB-TS9M
M110x1,5	20,0	16	118,0	5,0	MB-TS10M

Thread Type <b>NPT</b> acc. to ANSI ASME B1.20.1					
Outer Thread Size (Male)	Outer Thread Length	Allen Screw Spanner Width	Outer Ø	Height	Part Number
	TL mm	SW mm	D mm	h mm	
NPT 3/8"	15,0	6	-	-	B-TS01N
NPT 1/2"	20,0	10	-	-	B-TS1N
NPT 3/4"	20,0	10	-	-	B-TS2N
NPT 1"	25,0	14	-	-	B-TS3N
NPT 1 1/4"	25,0	14	-	-	B-TS4N
NPT 1 1/2"	25,0	14	-	-	B-TS5N
NPT 2"	25,0	14	-	-	B-TS6N
NPT 2 1/2"	32,0	14	-	-	B-TS7N
NPT 3"	32,0	16	-	-	B-TS8N
NPT 3 1/2"	32,0	16	-	-	B-TS9N
NPT 4"	33,0	16	-	-	B-TS10N